







## ROLAND MT90U: How to practice with MIDI Files (Interactive Music Tutoring Files)

Use this process to learn new pieces and improve existing ones



### LISTEN to the song

1. Insert the USB memory stick (flash drive)
2. Press the  button
3. Press the [-] or [+] button to select the Song Folder of the book you are using
4. Press  to open the Folder
5. Press the [-] or [+] button to select desired song within the folder
6. Press  to play the song and listen to the whole song



### POINT to the notes

7. Press  to put the song back to the beginning
8. Press [Track 2] to turn off the accompaniment
9. Press  =
10. Press [-] until the tempo is about half of what it was
11. Press  and point to the notes on the page as the disk plays


### SAY the note names or finger numbers, SING the words, and SHADOW

12. Press  to put the song back to the beginning
13. Adjust the tempo if necessary
14. Press  and speak the note names on the page as the disk plays
15. Repeat for SINGing the words or pitches
16. Repeat for SHADOWing (fingers move on the keyboard but don't press the note down, basically a slight movement in the finger as if you are "pretending to play")



### PLAY along 'practice'

17. Press  to put the song back to the beginning
18. Adjust the tempo if necessary
19. Press  and play along as the disk plays
20. Repeat and increase the tempo by 5 or 10 each time you repeat with accuracy

### PLAY along 'play'

21. Press  to put the song back to the beginning
22. Adjust the tempo if necessary,
23. Turn on [Track 2] Accompaniment
24. Turn off the [Track 3] Left Hand and [Track 4] Right Hand
25. Repeat and increase the tempo by 5 or 10 each time you repeat with accuracy

### PRACTICE HINTS:

- Add the [Metronome] if you have trouble staying with the disk. Change the sound of the metronome: Hold down  and  to access metronome function such as changing the volume and sound.
- If the piece has both hands playing at the same time, repeat above steps with each hand separately. Turn on or off the [Left] and [Right] to aid you in the process